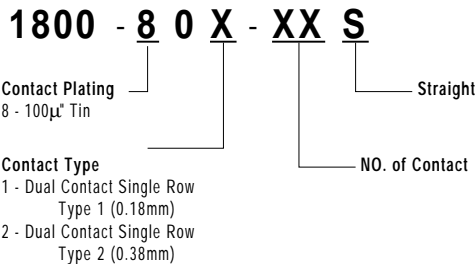


1800 Series FPC Connector 2.54 mm Pitch, Straight

Ordering Information



Specification

Materials:

Insulator:


Glass Fiber Reinforced Thermoplastic
UL94V-0.

Contact: Copper Alloy.

Plating: Tin.

Electrical:

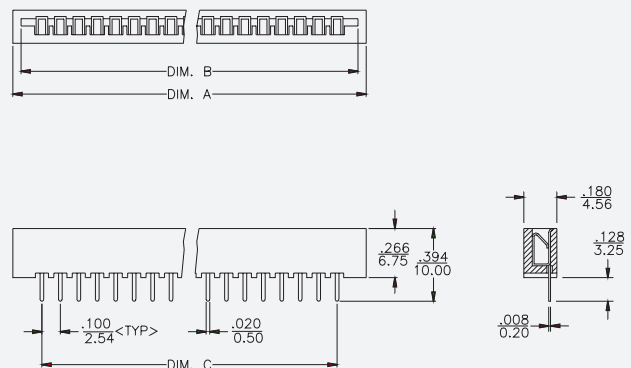
Insulation Resistance: 5000 MΩ Minimum.



- ♦ **Dielectric Withstanding Voltage:** 500 VAC R.M.S.
- ♦ **Voltage Rating:** 250V.
- ♦ **Current Rating:** 1 AMP.
- ♦ **Contact Resistance:** 20 mΩ Maximum.
- **Insertion Force:** 300gm Maximum per PIN.
- ♦ Contact Type 1, use A Gauge 0.33mm
- ♦ Contact Type 2, use A Gauge 0.38mm
- **Extraction Force:** 50gm Minimum per PIN.
- ♦ Contact Type 1, use A Gauge 0.18mm
- ♦ Contact Type 2, use A Gauge 0.20mm

NO. OF CONTACT	DIM. A		DIM. B		DIM. C	
	mm	in	mm	in	mm	in
4	15.62	.615	12.85	.505	7.62	.300
5	18.16	.715	15.39	.605	10.16	.400
6	20.70	.815	17.93	.705	12.70	.500
7	23.24	.915	20.47	.805	15.24	.600
8	25.78	1.015	23.01	.905	17.78	.700
9	28.32	1.115	25.55	1.005	20.32	.800
10	30.86	1.215	28.09	1.105	22.86	.900
11	33.40	1.315	30.63	1.205	25.40	1.000
12	35.94	1.415	33.17	1.305	27.94	1.100
13	38.48	1.515	35.71	1.405	30.48	1.200
14	41.02	1.615	38.25	1.505	33.02	1.300
15	43.56	1.715	40.79	1.605	35.56	1.400
16	46.10	1.815	43.33	1.705	38.10	1.500
17	48.64	1.915	45.87	1.805	40.64	1.600
18	51.18	2.015	48.41	1.905	43.18	1.700
19	53.72	2.115	50.95	2.005	45.72	1.800
20	56.26	2.215	53.49	2.105	48.26	1.900
21	58.80	2.315	56.03	2.205	50.80	2.000
22	61.34	2.415	58.57	2.305	53.34	2.100
23	63.88	2.515	61.11	2.405	55.88	2.200
24	66.42	2.615	63.65	2.505	58.42	2.300
25	68.96	2.715	66.19	2.605	60.96	2.400
26	71.50	2.815	68.73	2.705	63.50	2.500
27	74.04	2.915	71.27	2.805	66.04	2.600
28	76.58	3.015	73.81	2.905	68.58	2.700
29	79.12	3.115	76.35	3.005	71.12	2.800
30	81.66	3.215	78.89	3.105	73.66	2.900
31	84.20	3.315	81.43	3.205	76.20	3.000

Dimension



RECOMMENDED P.C.B. LAYOUT

